


## Crimping Pliers


for wire ferrules (end sleeves)

97  
6


- > for crimping wire ferrules (end sleeves) according to DIN 46228 parts 1 and 4 in an area of application from 24 - 14 AWG (0.25 up to 2.5 mm<sup>2</sup>)
- > crimping in marked trapezoidal dies for tight connections between the sleeve and the conductor
- > vanadium electric steel; forged, oil-hardened



97 62 145 A



97 68 145 A



Product Number	Packaging	↔ Inch mm			Head	Handles	Capacity mm <sup>2</sup>	AWG	Number of crimping positions	⚖ lbs
97 61 145 A		5 3/4 145			polished	plastic coated	0.25 - 2.5	24 - 14	4	0.31
97 61 145 F		5 3/4 145			polished	plastic coated	0.25 - 2.5	24 - 14	4	0.31
97 62 145 A		5 3/4 145			polished	multi-component grips	0.25 - 2.5	24 - 14	4	0.38
97 68 145 A		5 3/4 145			polished	insulated, multi-component grips, VDE-tested	0.25 - 2.5	24 - 14	4	0.41


## Crimping Pliers

for wire ferrules (end sleeves)


97  
7

Easy crimping due to optimized transmission ratio  
Light and slim design



- > for crimping wire ferrules (end sleeves) according to DIN 46228 parts 1 and 4 from 5 to 23 AWG (0.25 to 16 mm<sup>2</sup>)
- > crimping in marked half-round dies for secure connections between the sleeve and the conductor
- > high-grade special tool steel; forged, oil-hardened



97 71 180



97 72 180



Product Number	Packaging	↔ Inch mm			Head	Handles	Applications	Capacity mm <sup>2</sup>	AWG	Number of crimping positions	⚖ lbs
97 71 180		7 1/4 180			polished	plastic coated	ferrules (end sleeves)	0.25 - 16.0	24 - 6	9	0.45
97 72 180		7 1/4 180			polished	multi-component grips	ferrules (end sleeves)	0.25 - 16.0	24 - 6	9	0.53